

R1 cycling refrigerated dryers

20 to 2000 scfm

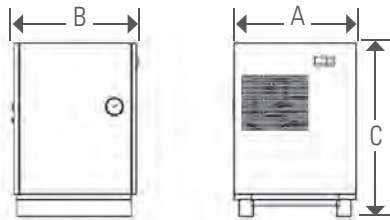


The NXC cycling refrigerated air dryers are the next generation of thermal mass dryers from nano. Unique dual transfer heat exchanger technology (DTT) is employed within the NXC dry thermal mass to save energy and money by effectively treating the compressed air in accordance with actual air flow.

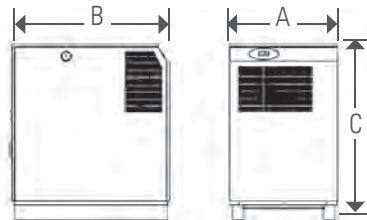
dryer model	inlet & outlet ⁽¹⁾		rated flow ⁽²⁾		absorbed power ⁽³⁾	dimensions (inches)			approx. weight
	NPT/FLG	scfm	Nm ³ /h	kW	A	B	C	lbs	
NXC 0020	½"	20	32	0.23	17	16	22	82	
NXC 0030	¾"	30	48	0.24	18	18	26	106	
NXC 0045	¾"	45	72	0.25	18	18	26	112	
NXC 0065	1"	65	104	0.47	23	21	30	196	
NXC 0090	1"	90	144	0.49	23	21	30	201	
NXC 0110	1"	110	177	0.51	23	21	30	205	
NXC 0130	1½"	130	209	0.97	29	24	37	291	
NXC 0165	1½"	165	265	1.02	29	24	37	302	
Models NXC 0020 - NXC 0165: UL STD 60335-1 & 60335-2-40 / CSA STD C22.2									
NXC 0200	2"	200	321	1.41	29	30	39	386	
NXC 0265	2"	265	425	1.41	29	30	39	386	
NXC 0325	2"	325	522	1.47	29	30	39	397	
NXC 0400	2"	400	642	1.52	29	30	39	408	
NXC 0500	2½"	500	803	2.50	29	42	47	539	
NXC 0650	3"	650	1043	3.46	29	61	59	961	
NXC 0850	3"	850	1364	3.60	29	61	59	992	
NXC 1050	3"	1050	1685	5.00	44	56	59	1159	
NXC 1300	3"	1300	2087	5.15	44	56	59	1195	
NXC 1600	4" Flg	1600	2568	6.90	44	74	59	1586	
NXC 2000	4" Flg	2000	3210	7.20	44	74	59	1635	

specifications

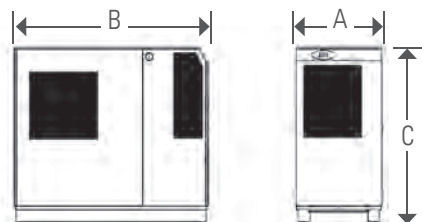
design operating pressure range	0 to 232 psig
maximum inlet temperature	158°F
maximum ambient temperature	110°F - 122°F depending on refrigerant (contact support for details)



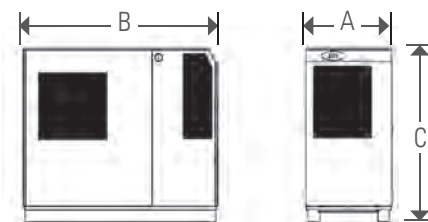
NXC 0020 to NXC 0045



NXC 0065 to NXC 0500



NXC 0650 to NXC 0850



NXC 1050 to NXC 2000

R⁴ technical

for R⁴ direct expansion refrigerated dryers



nano R⁴ direct expansion refrigerated air dryers allow customers running a consistent volume of compressed air the ability to achieve excellent dew point performance and save energy. The high-quality SSX stainless steel heat exchangers (multi-module NDX 1750 and up), environmentally-friendly refrigerants and reliable compressors make NDX the best value go-to air dryer in the industry.

pressure correction factors ⁽⁶⁾													
inlet air pressure (psig)	58	72	87	100	115	130	145	160	175	190	204*	218*	232*
correction factor	0.72	0.82	0.92	1.00	1.06	1.09	1.11	1.15	1.18	1.19	1.21	1.23	1.26

inlet temperature correction factors ⁽⁶⁾															
inlet air temperature (°F)	85	90	95	100	105	110	115	120	125	130	135	140	145	150	155
correction factor	1.27	1.19	1.09	1.00	0.91	0.78	0.71	0.63	0.56	0.52	0.48	0.44	0.40	0.36	0.33

ambient temperature correction factors ⁽⁶⁾						
ambient temperature (°F)	70	80	90	100	105	110
correction factor	1.18	1.16	1.06	1.00	0.96	0.90

*applies to NDX 0725 and below only

- (1) ½" to 3" are NPT threaded connections, 4" and up are supplied with ANSI flanged connections
- (2) rated flow capacity: conditions for rating dryers are in compliance with ISO7183 (Option A2). Compressed air at dryer inlet: 100 psig (7 bar) and 100°F (38°C); ambient air temperature: 100°F (38°C); operating on 60Hz power supply
- (3) nominal absorbed power at rated operating conditions using 115/1/60 or 460/3/60 power supply (as applicable). For absorbed power at other voltages or conditions, contact support@n-psi.com
- (4) specify voltage requirements when ordering
- (5) for 575V applications, please contact support@n-psi.com
- (6) to be used as a rough guide only. All applications should be confirmed by nano sizing software. Contact support@n-psi.com for sizing assistance
- (7) for higher capacity requirements, please contact support@n-psi.com



for R¹ cycling refrigerated dryers

The NXC cycling refrigerated air dryers are the next generation of thermal mass dryers from nano. Unique dual transfer heat exchanger technology (DTT) is employed within the NXC dry thermal mass to save energy and money by effectively treating the compressed air in accordance with actual air flow.

pressure correction factors⁽⁶⁾

inlet air pressure (psig)	58	72	87	100	115	130	145	160	175	190	204	218	232
correction factor	0.75	0.84	0.92	1.00	1.06	1.08	1.11	1.15	1.18	1.19	1.21	1.23	1.26


inlet temperature correction factors⁽⁶⁾

inlet air temperature (°F)	85	90	95	100	105	110	115	120	125	130	135	140	145	150	155
correction factor	1.29	1.21	1.11	1.00	0.93	0.80	0.72	0.65	0.57	0.53	0.50	0.46	0.43	0.41	0.38

ambient temperature correction factors⁽⁶⁾

ambient temperature (°F)	70	80	90	100	105	110
correction factor	1.18	1.16	1.07	1.00	0.96	0.89

- (1) ½" to 3" are NPT threaded connections, 4" are supplied with ANSI flanged connections
- (2) rated flow capacity: conditions for rating dryers are in compliance with ISO7183 (Option A2). Compressed air at dryer inlet: 100 psig (7 bar) and 100°F (38°C); ambient air temperature: 100°F (38°C); operating on 60Hz power supply
- (3) nominal absorbed power at rated operating conditions using 115/1/60 or 460/3/60 power supply (as applicable). for absorbed power at other voltages or conditions, contact support@n-psi.com
- (4) specify voltage requirements when ordering
- (5) for 575V applications, please contact support@n-psi.com
- (6) to be used as a rough guide only. all applications should be confirmed by nano sizing software. contact support@n-psi.com for sizing assistance
- (7) for higher capacity requirements, please contact support@n-psi.com



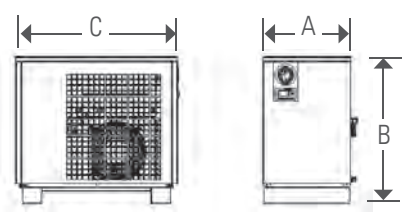
direct expansion refrigerated dryers **R4**

15 to 2000 scfm

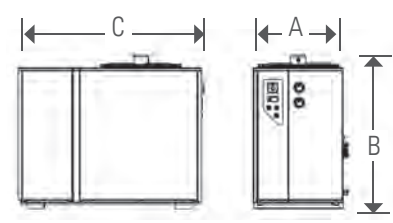
nano R4 direct expansion refrigerated air dryers allow customers running a consistent volume of compressed air the ability to achieve excellent dew point performance and save energy. The high-quality SSX stainless steel heat exchangers (multi-module NDX 1750 and up), environmentally-friendly refrigerants and reliable compressors make NDX the best value go-to air dryer in the industry.

dryer model	inlet & outlet ⁽¹⁾		rated flow ⁽²⁾		absorbed power ⁽³⁾	dimensions (inches)			approx. weight
	NPT/FLG	scfm	Nm ³ /h	kW	A	B	C	lbs	
NDX 0015	½"	15	24	0.22	15	17	18	55	
NDX 0020	½"	20	32	0.23	15	17	18	62	
NDX 0030	½"	30	48	0.24	15	17	18	70	
NDX 0045	½"	45	72	0.25	15	17	18	77	
NDX 0055	¾"	55	88	0.47	15	19	20	84	
NDX 0085	¾"	85	136	0.49	15	19	20	92	
NDX 0110	1"	110	177	0.92	15	26	29	143	
NDX 0135	1"	135	217	0.92	15	26	29	143	
NDX 0175	1½"	175	281	0.96	15	26	29	152	
NDX 0215	1½"	215	345	0.94	16	30	35	196	
NDX 0250	1½"	250	401	1.05	16	30	35	222	
NDX 0250	2"	250	401	1.47	18	35	47	253	
NDX 0340	2"	340	546	1.47	18	35	47	253	
NDX 0470	2"	470	754	2.50	18	35	47	297	
NDX 0550	2½"	550	883	2.60	18	35	47	319	
NDX 0725	2½"	725	1164	3.46	18	35	47	397	
NDX 0950	2½"	950	1525	3.60	23	40	47	712	
NDX 1150	3"	1150	1846	5.04	23	40	47	771	
NDX 1350	3"	1350	2167	6.54	23	40	47	882	
NDX 1750	4" Flg	1750	2809	7.20	73	64	40	1433	
NDX 2000	4" Flg	2000	3210	7.20	73	64	40	1480	

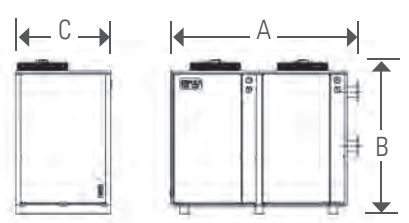
specifications	NDX 0015 to 0725	NDX 0950 to 2000
design operating pressure range	0 to 232 psig	0 to 189 psig
maximum inlet air temperature	158°F	158°F
maximum ambient temperature	110°F - 122°F depending on refrigerant (contact support for details)	



NDX 0015 to NDX 0725



NDX 0950 to NDX 1350



NDX 1750 to NDX 2000

R² high temperature direct expansion dryers

10 to 110 scfm

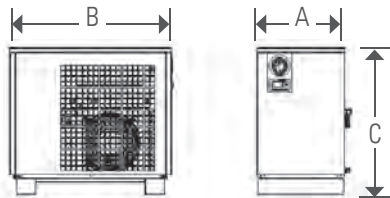


The nano R² range of refrigerated direct expansion refrigerated air dryers are specifically designed for the unique demands of high temperature compressed air applications. Dryers allow customers running a consistent volume of compressed air the ability to achieve excellent dew point performance.

dryer model	inlet & outlet		rated flow ⁽¹⁾		absorbed power ⁽²⁾	dimensions (inches)			approx. weight	inlet filter (included)
	NPT	scfm	Nm ³ /h	kW	A	B	C	lbs		
RNC 0010-F	½"	10	16	0.23	15	18	17	62	NF 0050 M1	
RNC 0015-F	½"	15	24	0.24	15	18	17	70	NF 0050 M1	
RNC 0025-F	½"	25	40	0.25	15	18	17	77	NF 0050 M1	
RNC 0045-F	¾"	45	72	0.49	15	20	19	92	NF 0085 M1	
RNC 0075-F	1"	75	120	0.92	16	29	26	143	NF 0090 M1	
RNC 0090-F	1½"	90	144	0.96	16	29	26	152	NF 0290 M1	
RNC 0110-F	1½"	110	177	0.94	16	34	30	196	NF 0290 M1	

specifications	
inlet filter (included)	M1 (1 micron)
condensate drain (included)	automatic timed solenoid


- (1) at 125 psig & 140°F inlet conditions, 95°F ambient, and a 50°F outlet pressure dew point. For all other conditions, please contact support@n-psi for sizing
- (2) nominal absorbed power at rated operating conditions using 115/1/60 and 230v/1ph/60hz power supply (as applicable). for absorbed power at other voltages or conditions, contact support@n-psi.com
- 115 Volt models include a 6-foot power cord and plug
- M01 0.01 micron after filter available as an option



RNC 0010 to RNC 0110-F



All nano RNC high temperature refrigerated direct expansion dryers include a nano F¹ 1 micron coalescing pre filter. Add a 0.01 micron after filter for the optimum in high temperature compressed air treatment.



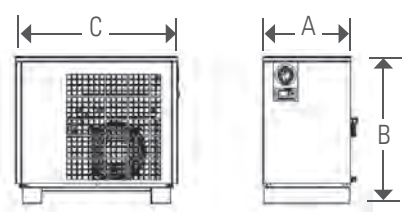
direct expansion refrigerated dryers **R4**

15 to 2000 scfm

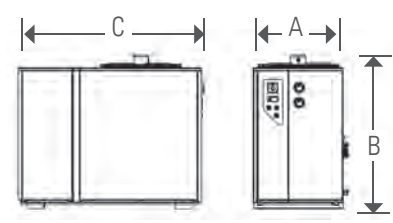
nano R4 direct expansion refrigerated air dryers allow customers running a consistent volume of compressed air the ability to achieve excellent dew point performance and save energy. The high-quality SSX stainless steel heat exchangers (multi-module NDX 1750 and up), environmentally-friendly refrigerants and reliable compressors make NDX the best value go-to air dryer in the industry.

dryer model	inlet & outlet ⁽¹⁾		rated flow ⁽²⁾		absorbed power ⁽³⁾	dimensions (inches)			approx. weight
	NPT/FLG	scfm	Nm ³ /h	kW	A	B	C	lbs	
NDX 0015	½"	15	24	0.22	15	17	18	55	
NDX 0020	½"	20	32	0.23	15	17	18	62	
NDX 0030	½"	30	48	0.24	15	17	18	70	
NDX 0045	½"	45	72	0.25	15	17	18	77	
NDX 0055	¾"	55	88	0.47	15	19	20	84	
NDX 0085	¾"	85	136	0.49	15	19	20	92	
NDX 0110	1"	110	177	0.92	15	26	29	143	
NDX 0135	1"	135	217	0.92	15	26	29	143	
NDX 0175	1½"	175	281	0.96	15	26	29	152	
NDX 0215	1½"	215	345	0.94	16	30	35	196	
NDX 0250	1½"	250	401	1.05	16	30	35	222	
NDX 0250	2"	250	401	1.47	18	35	47	253	
NDX 0340	2"	340	546	1.47	18	35	47	253	
NDX 0470	2"	470	754	2.50	18	35	47	297	
NDX 0550	2½"	550	883	2.60	18	35	47	319	
NDX 0725	2½"	725	1164	3.46	18	35	47	397	
NDX 0950	2½"	950	1525	3.60	23	40	47	712	
NDX 1150	3"	1150	1846	5.04	23	40	47	771	
NDX 1350	3"	1350	2167	6.54	23	40	47	882	
NDX 1750	4" Flg	1750	2809	7.20	73	64	40	1433	
NDX 2000	4" Flg	2000	3210	7.20	73	64	40	1480	

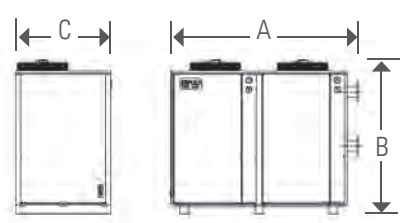
specifications	NDX 0015 to 0725	NDX 0950 to 2000
design operating pressure range	0 to 232 psig	0 to 189 psig
maximum inlet air temperature	158°F	158°F
maximum ambient temperature	110°F - 122°F depending on refrigerant (contact support for details)	



NDX 0015 to NDX 0725



NDX 0950 to NDX 1350



NDX 1750 to NDX 2000